

FACTSHEET

CARE Jordan – Urban Syrian refugees and vulnerable host communities

Survey results in brief | April 2014



CARE'S CASE ASSESSMENT DATA

1,262 Syrian households registered with CARE in Amman, Zarqa, Irbid and Mufrag



HOUSEHOLD SURVEY

384 households interviewed in Amman, Zarqa, Irbid and Mufrag



124 newly arrived Syrians

139 longer-term displaced Syrians

121 vulnerable Jordanian households

FOCUS GROUP DISCUSSIONS

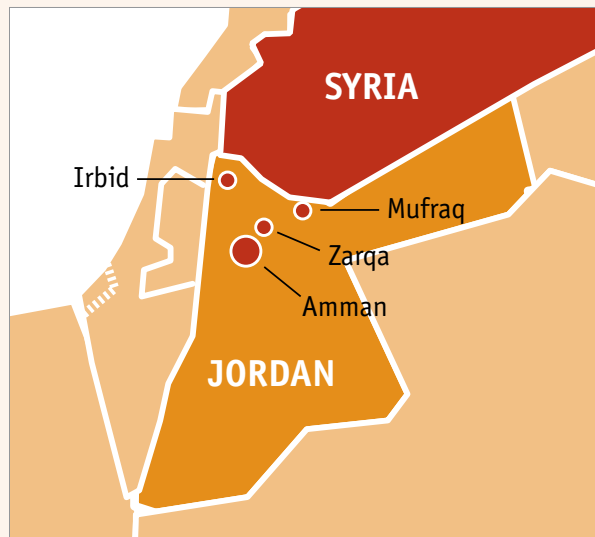
Different age/sex/nationality groups



17 groups



with **157** participants



HOUSEHOLD CHARACTERISTICS

Household survey Jordanian & Syrian



33%
Female headed households



11%
Elderly person headed households



53%
Female household members



53%
Child/youth household members



4%
Elderly person household members



5.8 Average household size

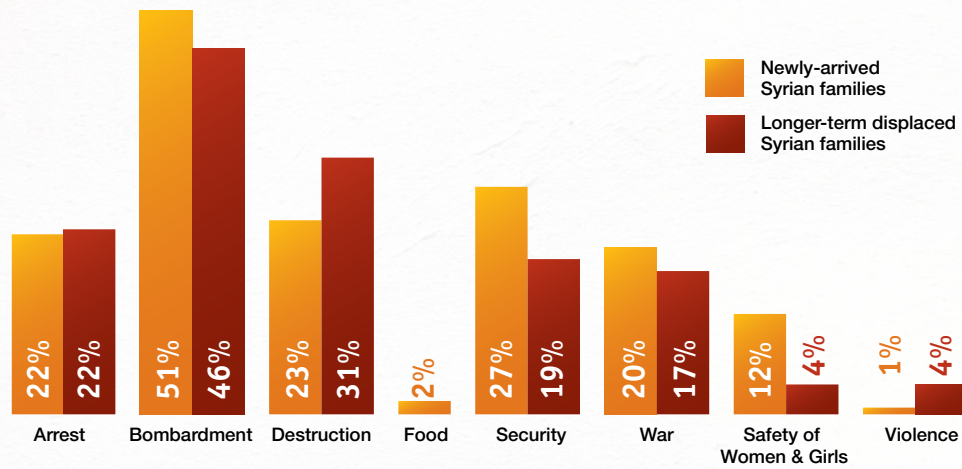


6.2 Average number of people in accommodation



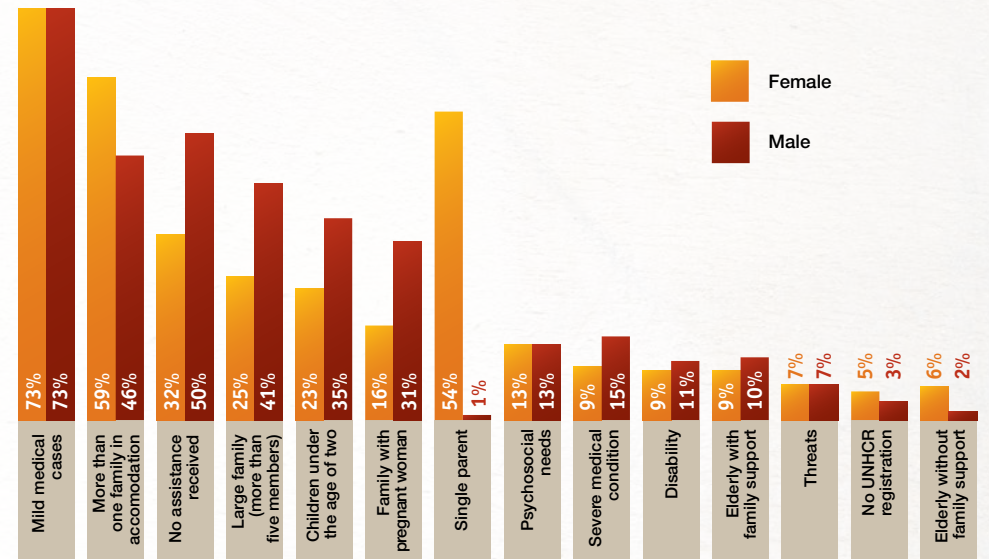
28 Maximum number of people in accommodation

REASONS FOR FLIGHT

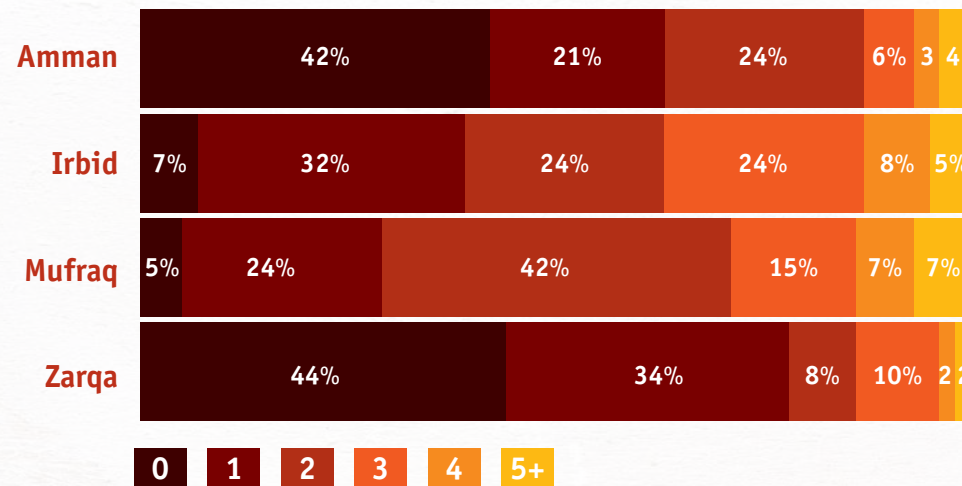


“Newly-arrived Syrian refugees” arrived to Jordan between July and December 2013.
 “Longer-term displaced Syrian refugees “ have stayed in Jordan for more than one year.

KEY VULNERABILITIES – FEMALE/MALE-HEADED HOUSEHOLDS

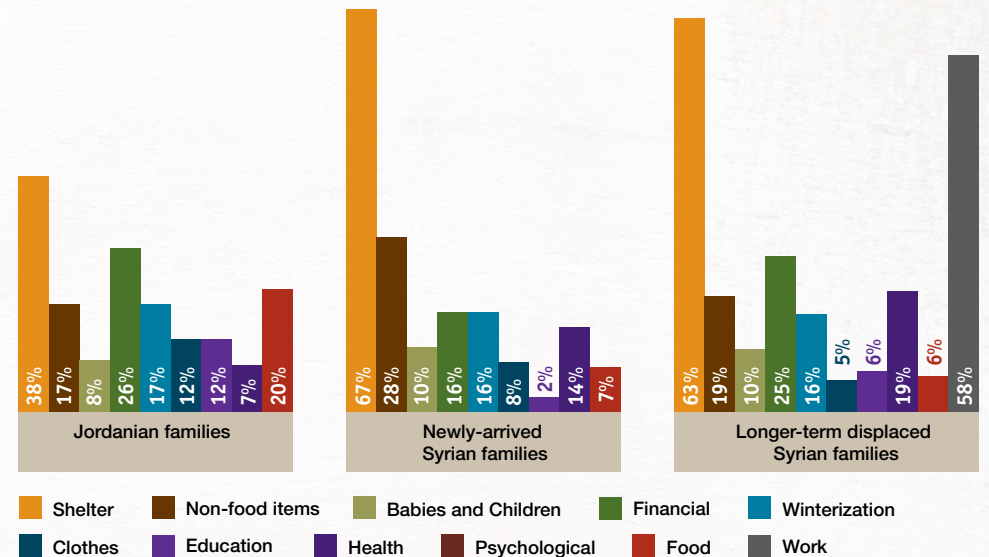


MOBILITY / PLACE OF RESIDENCE




Number of times families have moved according to current place of residence.

KEY HOUSEHOLD NEEDS



CHANGE IN HOUSEHOLD SITUATION

Almost 60% of longer-term displaced Syrian refugee families report a deterioration in their situation, often related to their psychosocial wellbeing and exacerbated by worries about the family's financial capacities to cope with life in displacement.



| | FEMALE | MALE | TOTAL |
|-----------|--------|------|-------|
| No Change | 34% | 23% | 25% |
| Worse | 34% | 64% | 58% |
| Better | 3% | 1% | 1% |

PRIORITY GROUPS FOR ASSISTANCE

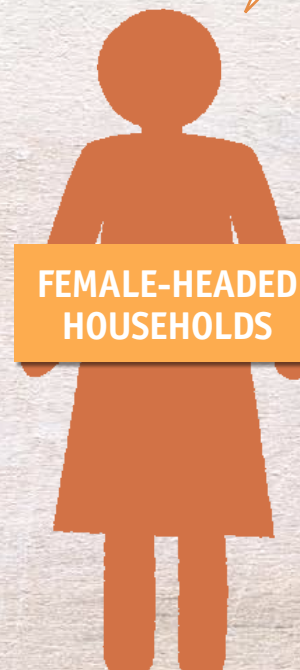
- Women, boys and girls living in shared accommodation;
- Women and girls in most vulnerable households and at risk of sexual exploitation, including marriage for a financial gain;
- Female-heads of household;
- Housebound cases – people with disabilities, severe medical conditions, and the elderly;
- Boys (and girls) working;
- Boys affected violence, girls affected by harassment at schools;
- Men engaged in informal work, exposed to harassment or exploitation at the workplace.

WOMEN, FEMALE HEADED HOUSEHOLDS, AND GIRLS

KEY VULNERABILITIES

- 40%** of adult women with mild medical condition
- 18%** of adult women are single parents
- 22%** of women (aged 15–50) pregnant
- 5%** of adult women in need of psychosocial support
- 3%** of adult women under treat
- 1%** of adult women working
- 14%** of adult women looking for work, in particular home-based income-generating activities

- 73%** of female-headed households have a member with a mild medical condition
- 59%** of female-headed households share accommodation with other families
- 54%** of female heads of households are single-parents
- 13%** of female-headed households need psychosocial support
- 9%** of female-headed households are at threat of eviction



- 38%** of school-aged-girls not in school
- 12%** of girls with a mild medical condition
- 9%** girls aged 14–17 married
- 7%** of girls aged 14–17 girls pregnant
- 2%** of girls in need of psychosocial support

LIVELIHOODS/ EXPENDITURE



KEY FINDINGS

- Average expenditure: Syrian households **297** JOD
Jordanian households **268** JOD
- Baseline: **245** JOD for Amman
310 JOD for Irbid, Mufraq, Zarqa
- Highest average monthly expenditure:
Irbid (353 JOD)
- Lowest monthly expenditure:
Zarqa (253 JOD)
- Average income / expenditure gap: **107** JOD for
Syrian families; **93** JOD for Jordanian families.

COPING MECHANISMS

- Borrowing from family/friends, landlords, shopkeepers:
85% of Jordanian families, **89%** of Syrians families
- Formal / informal work: **27%** of Jordanian families,
23% of newly arrived Syrian families, and
19% of longer-term displaced Syrian families
report income from work or self-employment
- Selling assets or non-food items
- Community support and support from charitable
and humanitarian organizations
- Child labour
- Marriage with a financial gain.

SHELTER



KEY FINDINGS

- 95% of Syrian / 53% of Jordanian households rent
- Average monthly rent: **166** JOD –
193 for Syrians families
107 for Jordanians families
- **28%** increase from the baseline data for
Syrian households
- Highest rental expenditure in Mufraq (216 JOD),
lowest in Zarqa (149 JOD)
- **84%** have a rental contract
- Often short term **less than 6 months**
- **7%** of all households interviewed at immediate
threat of eviction
- **9%** of female-headed households at immediate
threat of eviction.

COPING MECHANISMS

- Borrowing from landlord / paying rent late
- Sharing accommodation with other families
- Both strategies are more common among
female-headed households
- Selling assets to cover rental costs.



WASH



KEY FINDINGS

- **88%** of all households interviewed
connected to the municipal water network
- **63%** of Syrians preferred bottled drinking water
(35% of Jordanians)
- Average monthly expenditure for drinking water:
14 JOD
- Average monthly expenditure for water for washing,
cleaning etc.: **26** JOD
- **9%** of all families interviewed report that their place
to wash does not provide them with enough privacy.

FOOD



KEY FINDINGS

- Average monthly expenditure on food: **90** JOD for
Syrian families, **125** JOD for Jordanian families
- **89%** of Syrian households interviewed receive
food vouchers
- Syrian families are concerned about access to food for
specific groups, including infants (baby milk formula)
- Jordanian families are concerned about financial
constraints to cover their food needs.

COPING MECHANISMS

- Buying on credit in shops
- Receiving support from neighbours / family.

HEALTH



KEY FINDINGS

- **86%** of all families – medical condition
- **25%** of Jordanian families, and **13%** of Syrian families have a member with a disability
- Syrian respondents primarily reported: chronic diseases, musculoskeletal disorders, war-related injuries
- Some Syrian children were found to have problems in the respiratory system caused by damp and unfit housing conditions
- Average monthly expenditure: **66** JOD for Syrian families, and **42** JOD for Jordanian families
- **23%** of Syrian families reported using private facilities
- Both Syrian and Jordanian families are concerned about high costs of services not available at public centers.

COPING MECHANISMS

- Access high-cost private services
- Borrow money from family / friends
- Sell assets.



EDUCATION



KEY FINDINGS

- **43%** of Syrian, and **7%** of Jordanian school-aged-children without education
- CARE's baseline data of 2012/2013: **60%** of Syrian school-aged-children out of school.
- **48%** of Syrian boys, and **38%** of Syrian children out-of-school
- In Mufraq, **90%** of Syrian teenage boys and girls out of school
- Reasons: costs associated with education (transportation, stationary), different school systems, lack of capacities of local schools, harassment/ violence, children contributing to family income.

PROTECTION



KEY FINDINGS

- **42%** of Syrian families without documentation from Syria
- **96%** registered with UNHCR – mainly for food / cash assistance; some expired
- **100%** of Syrian households interviewed registered with the Jordanian authorities
- Men / boys at labor-related exploitation risks
- Women / girls at risk of gender-based harassment in the public space, workspace, schools.



PSYCHOSOCIAL



KEY FINDINGS

- Psychosocial wellbeing of longer-term displaced more affected
- Adult men are stressed by lack of options to provide for families; “emasculatation”
- Negative impact on intra-household relations
- Adult men and women find psychosocial support talking to family or neighbors
- No safe spaces for children and youth; except in Irbid.

COPING MECHANISMS

- Talk to family
- Visit neighbours
- Go for a walk (men), pray.

SPECIAL FEATURES

1 ACCESS TO SERVICES / ASSISTANCE

KEY FINDINGS

- **86%** of Syrian households contacted **1–3** new organizations during the past **2** months
- **11%** of Female-headed households have not contacted any organizations during the past 2 months
- **45%** of Syrian households did not received any assistance
- **37%** of households hosted a house-bound person; **60%** for households headed by an elderly person.



2 COMMUNITY RELATIONS



KEY FINDINGS

- **78%** of all household interviewed reported not having experienced problems with members of the other community
- **47%** of Jordanians living with Syrian neighbors report good relations
- **24%** of Syrians living with Jordanians report good relations with neighbors
- In Mufraq, **45%** of Syrians living with Jordanians reported good relations with neighbors – some have family or community ties
- **32%** of Syrian households have received support from Jordanian neighbors.

3 INFORMATION AND COMMUNICATION TECHNOLOGY



KEY FINDINGS

- **79%** of Syrians use phones for communication with Syria, **29%** use WhatsApp
- Syrian refugees receive information about services / assistance primarily through word-of-mouth
- **94%** of refugees own a mobile phone, and would like to receive information through phone calls / SMS.

